


OMNI PRO



TECHNICAL SPECIFICATION

Print technology	FFF (fused filament fabrication)	Max. platform temperature	170°C
Build volume XYZ	500 x 500 x 500 mm	Max. chamber temperature	140°C
Chamber	Enclosed, isolated, actively heated	Built-in filament dryer	Yes
Min. layer height	50 µm	Built-in roomy drawer	Yes
Build Platform	Heated, easily removable and replaceable PEI surface	Communication	SD Card, Ethernet, WiFi
Number of printing heads	2 - electronic lifting system	Control	10.1" LCD - touch screen
Drive type	X axis - belt drive; Y, Z axes - screw drives; all drives with encoders	Software	Simplify3D
Nozzle diameter	0,4 mm (optionally: 0,6 / 0,8 mm)	Predefined print settings	Yes, for Omni3D filaments and for selected external filament manufacturers.
Filament diameter	1,75 mm	Supported files	.stl, .obj, .3mf, .gcode, .factory
Max. printing speed	86 cm ³ /h	Power	230V / 50Hz (optionally 110 V / 60 Hz)
Dimensional accuracy	+/- 0,2% (not less than +/- 0,2mm)	Max. power consumption	2,2 kW
Automatic platform callibration	Yes	Printer dimensions	160 x 150 x 110 cm
Air filtration	CARBON+ HEPA (optionally)	Printer weight	500kg
Max head temperature	500 °C	Safety certification	CE
		Warranty	12 months (with the option of prolonging)

OMNI PRO UNIQUE POINTS




Large working space

OmniPRO printer has a working area of 500 x 500 x 500 mm (125 dm³), allowing it to print large formats as well as print many smaller items at the same time.



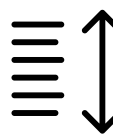
Omni3D Filament Flow Control™

System that allows you to control the flow of filament, thus ensuring precision and dimensional repeatability.



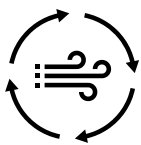
Omni3D Cooling System™

Direct extruder cooling system that allows the extruders to operate in a heated chamber and provides better control over the dimensional precision of the print.



Omni3D Head Leveling Control™

Automatic extruder height control system that relies on direct measurement of the Z-axis distance between the right and left extruders.



Omni3D Air Circulation™

Temperature control of the print over its entire surface by maintaining a constant temperature inside the working chamber.



Omni3D Platform Autoleveling System™

Automatic table leveling system, independent of the position of the print head in the X and Y axes.

COOPERATION WITH OMNI3D

1



PRE-IMPLEMENTATION

Cost-benefit analysis - these are just some of the elements of the audit prepared by 3D printing professionals.

2



SAMPLE

Check the print quality. Make a sample print of your model.

3



RANGE OF POSSIBILITIES

Equipment purchase, 3D printing on demand or printer rental. Choose the best option for your business.

4



TRAINING & SUPPORT

Client installation, employee training, technology support and service.

sales@omni3d.com, +48 61 666 12 34

OMNI3D Sp. z o. o., ul. Świętego Michała 43, 61-119 Poznań, Poland

www.omni3d.com